

OPERATION 36[®] GOLF



9-HOLE EVENT PARENT GUIDE

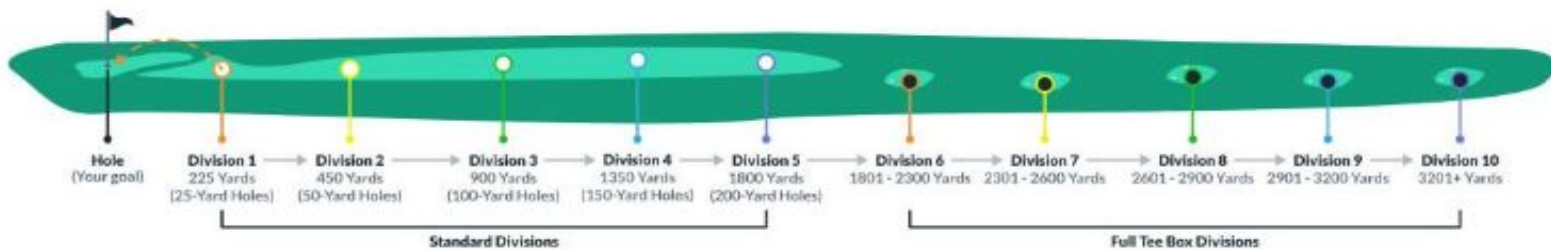
WHAT IS IT • HOW DOES IT WORK



9-Hole Event Parent Guide

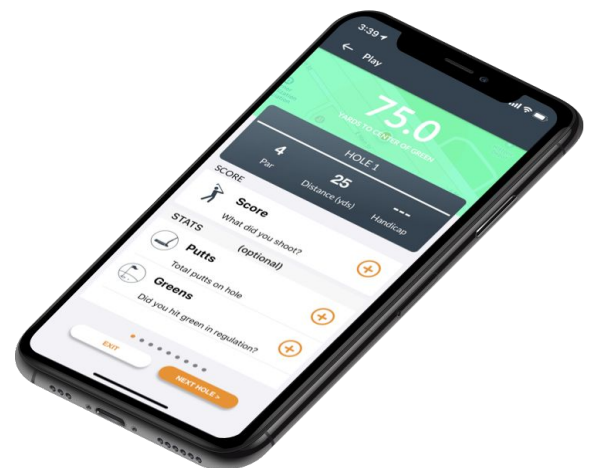

The Operation 36 9-Hole Events are structured using the Operation 36 on-course Development Model and is the foundation of the program. These 9-hole events are designed to teach the golfers to learn and play the game from a hole-out perspective, while providing a motivating and educational experience for all!

Operation 36 Development Model



9-Hole Event Goals

1. Create an environment for golfers to explore techniques, learn, and not fear making mistakes
2. Develop players into “Pace of Play” and “Rules Etiquette” ready golfers
3. Develop players into individual golfers who can make decisions on their own
4. Determine appropriate challenge point environments for players of all skill levels
5. Educate parents on how to be a positive spectator and caddy for events and encourage their junior's development.



Learn more about the Operation 36 Development Model at: operation36.golf

OPERATION 36® GOLF

How do they work?

1. 9-hole events are organized by the coaching staff.
 2. Every golfer begins in Division 1 - 25 yards and plays that yardage the entire 9 holes.
 3. The golfer's target score is 36 for each division. Golfers will turn in their scorecard to a coach following each event.
 4. When golfers shoot 36 or better they will progress to the next division.
 5. Train on the course with friends and cheer others on to beat personal bests during each event.
-

How am I as a parent/grandparent involved?

9-Hole Events provide families a wonderful opportunity to support their young golfer up close in a fun and motivating atmosphere. Your child is only, 7,8,9,10 years old once!

Parent Caddy Role

For those new to golf and not familiar with the term caddy, it is a person who assists a player during a round of golf.

As a caddy, you are on the golf course with your child helping them get around while being their biggest cheerleader.

You do **NOT** need tons golf experience or knowledge to be an outstanding parent caddy!



Caddy Tips

- Leave YOUR expectations at home (don't ruin the experience for your junior golfer).
 - Keep your verbal & non-verbal reactions to a minimum. "I don't know, ask your Coach."
 - What to say before/after the round, "I love to watch you play"
-

9-Hole Event Etiquette

1. Be ready to play your shot in 40 seconds or less
 2. Stay in the Safe Zone - "Face to Face is the safest place."
 3. Repair your ball marks on the green & rake bunkers after you hit.
 4. Keep your score accurately. If you forget how many shots you took, ask those that are playing with you.
 5. Continuous Putting (Divisions 1-3) - Once you hit your putt, continue putting until ball is holed.
 6. Be quiet while others are hitting and don't walk in between their ball and the hole while on the green.
 7. Cheer and encourage others you are playing with.
 8. No running on the putting greens.
-

9-Hole Event Rules

1. Once a player reaches 7 strokes (maximum score per hole), they may pick their ball up.
 2. A player cannot move a ball once it is in play unless it is on the putting green and they mark it
 3. A player must hole out if scoring fewer than 7 strokes and we do not allow mulligans or gimmies.
 4. If a player intentionally swings at the ball and misses, it counts as a stroke.
 5. Parents are **STRONGLY** encouraged not to coach. Allowing your player to make decisions, problem solve & own the result are some of the greatest lessons you can help facilitate. If a question arises, a great answer is "*I don't know, ask your Coach.*"
 6. If a player's ball goes in a penalty area, drop either 1 club length of where it entered or on the other side of the penalty area with a 1 stroke penalty.
-
- 